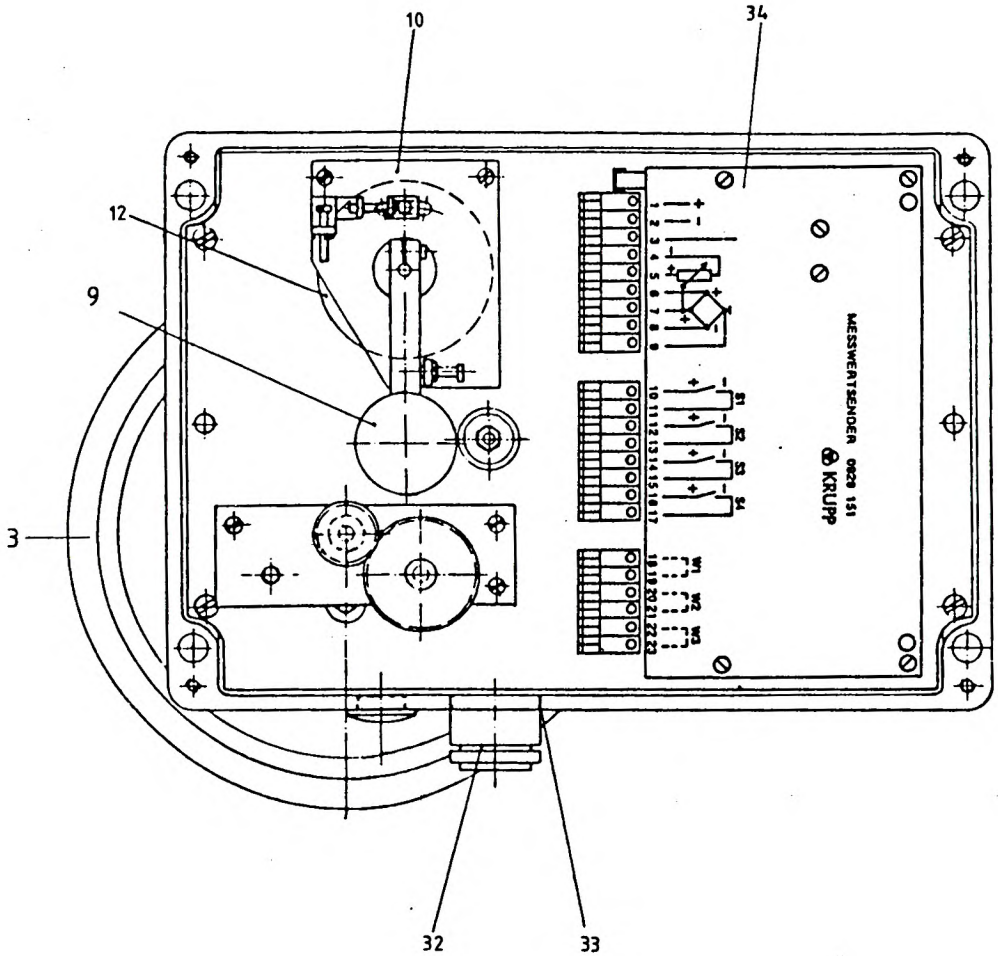

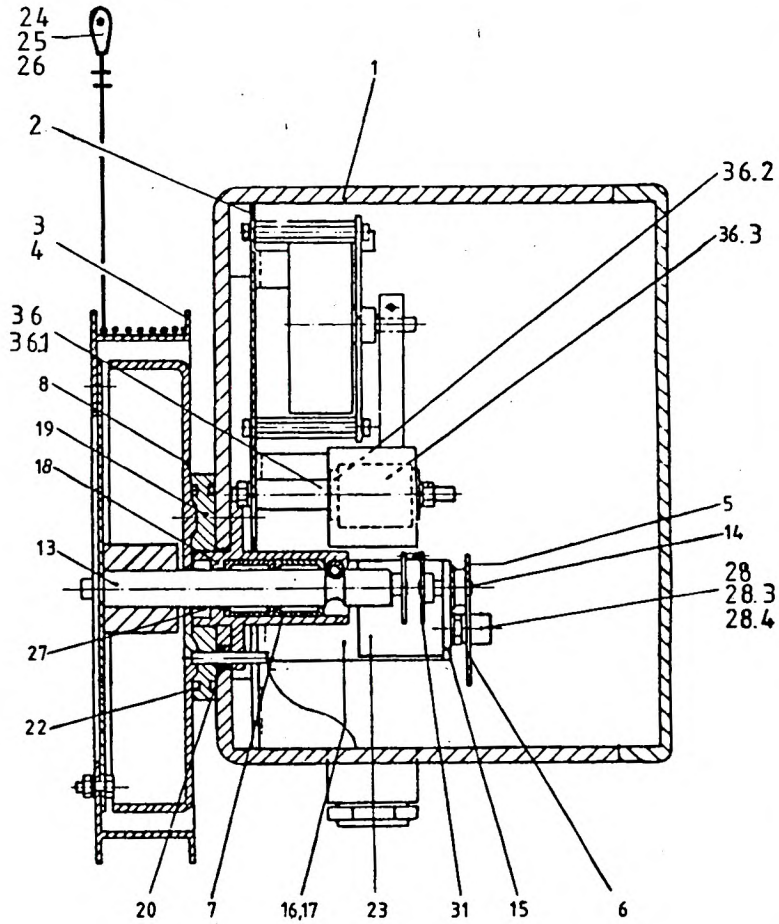

KRUPP	Benennung	Description	Bildtafel Nr. Plane of projection No.	A-Zu. mod. state	FHG
	Auslegereinheit EKS 83	Jib unit	1 555 567		579
Ersatzteilliste (Bildtafel) List of spare parts (Plane of project.)			ETL-Nr. 0 929 186	Seite Page	1

F-ZA 21/092R858 - 83.06

ME = Mengeneinheit / QCD = Quantity Code

01 = Stück	06 = m³	17 = cm²	24 = Zoll
02 = kg	07 = l	18 = dm²	25 = mg
03 = t	08 = cm	20 = cm³	26 = 1/1000 Stück
04 = m	09 = g	22 = Satz	
05 = m²	10 = mm	23 = Paar	

Ä-Zust. mod.state	Pos. Item	Stücklisten-Nr. Liste of spare parts No. Teile-Nr. Part-No.	ETL	Menge Quantity	ME QCD	Benennung	Description	Bemerkung Remark
	001	1576887		1.0	01	GEHAEUSE	HOUSING	
	002	1576747		1.0	01	PLATTE,GRUND-	BASE PLATE	
	003	1202980		1.0	01	TROMMEL,SEIL- _D=310	CABLE DRUM	
	004	0553323		37.0	04	SEIL,DRAHT-	WIRE ROPE	
	005	1071594		1.0	01	ZAHNRAD	GEAR WHEEL	
	006	1065988		1.0	01	ZAHNRAD	GEAR WHEEL	
	007	1065979		2.0	01	LAGER,NADEL-	NEEDLE BEARING	
	008	1065983		1.0	01	FEDERPAKET,DOPPEL-	DOUBLE-SET OF SPRINGS	
	009	0925089		1.0	01	PENDEL	PENDULUM	
	010	1065968		1.0	01	AUFHAENGUNG, WINKELGEBER-	HANGING FOR ANGLE-SENDER	
	012	1576523		1.0	01	WIDERSTAND,DREH-	VARIABLE RESISTOR	
	013	1065972		1.0	01	WELLE	SHAFT	
	014	1065978		1.0	01	WELLE	SHAFT	
	015	1065974		1.0	01	BLECH,HALTE-	HOLDING PLATE	
	016	1065967		1.0	01	KONSOLE	BRACKET PIN	
	017	1065966		1.0	01	KONSOLE	BRACKET PIN	
	018	1065965		1.0	01	FLANSCH	FLANGE	
	019	1065973		1.0	01	FLANSCH	FLANGE	
	020	1065989		4.0	01	BUCHSE	BUSH	
	022	0550712		2.0	01	RING,O-	O-RING	
	023	1681112		1.0	01	POTENTIOMETER,	POTENTIOMETER	
	024	0435674		1.0	01	KAUSCHE A_2 DIN 6899 -ST37	THIMBLE	
	025	0552464		1.0	01	KLEMME,DRAHTSEIL-	WIRE-ROPE CLAMP	
	026	0439168		1.0	01	SCHAEKEL A_0,1 DIN 82 101	SHACKLE	
	027	1570214		1.0	01	RING,WELLENDICHT-	ROTARY SHAFT SEAL	
A	028	0929759		1.0	01	KUPPLUNG,RUTSCH-	SLIPPING CLUTCH	
	028.03	1071724		1.0	01	RING,O-	O-RING	
	028.04	1071722		1.0	01	RING,STELL-	TENSION RING	
	031	1071018		1.0	01	KUPPLUNG,GABEL-	FORKED COUPLING	
	032	1573457		1.0	01	DOSE,STECK-	PLUG BOX	

KRUPP	Benennung	Description	Ersatzteilliste Nr. List of spare parts No.	Ä-Zu. mod. state	FHG
	AUSLEGEREINHEIT _EKS 83/60GMT	JIB-UNIT	0929186-ETL	C	579
Ersatzteilliste List of spare parts (Plane of project)	-AT		Datum 13.03.86 Date	Seite 1 Page	

1 551 097 - 11.84

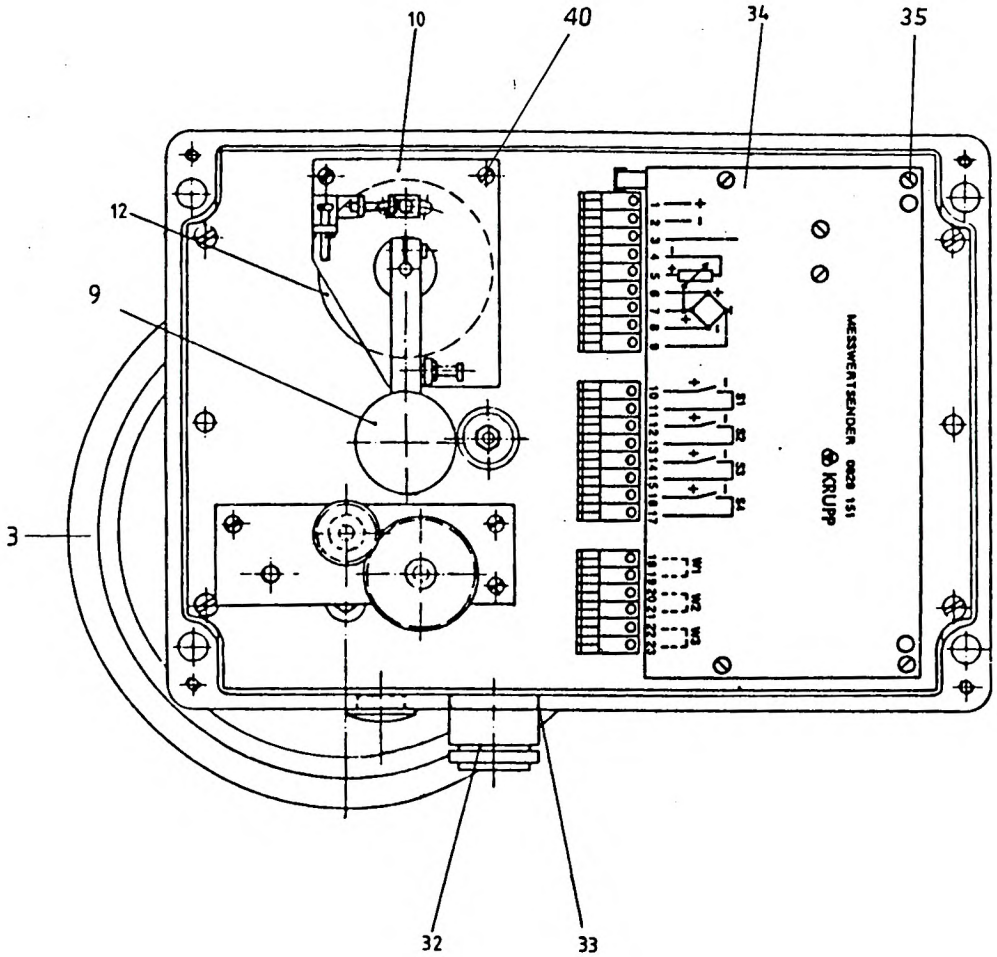

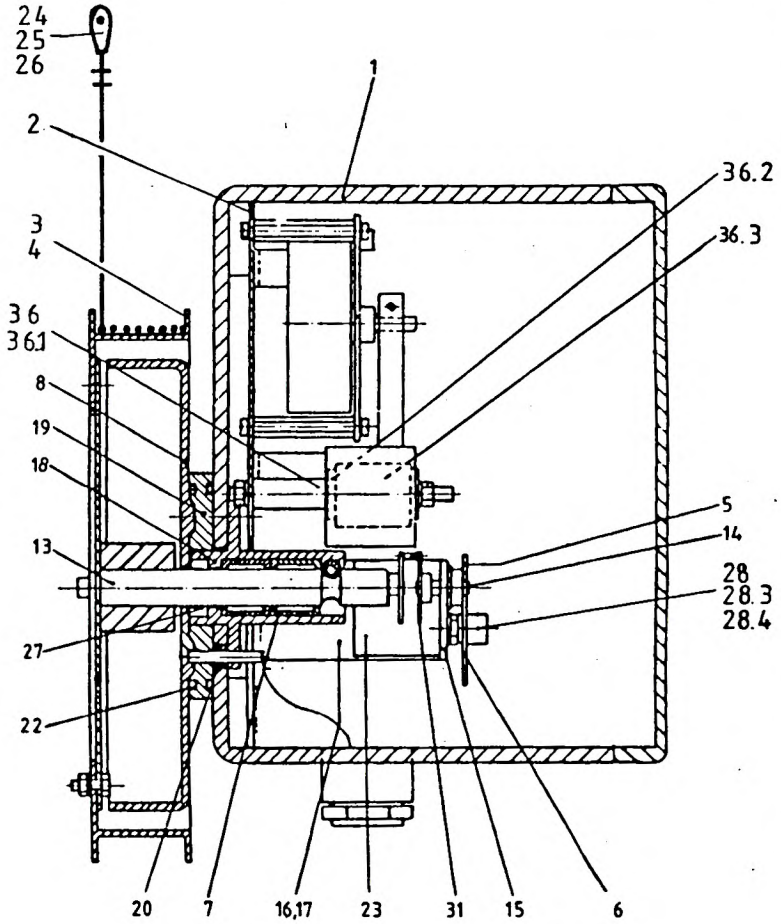

KRUPP	Benennung	Description	Bildtafel Nr. Plane of projection No.	A-Zu. mod. state	FHG
	Auslegereinheit EKS 83	Jib unit	1 555 567		579
Ersatzteilliste (Bildtafel) List of spare parts (Plane of project.)			ETL-Nr. 0 929 186	Seite Page 1	

F-ZA 21/0928858 - 83.06

ME = Mengeneinheit / QCD = Quantity Code

01 – Stück	06 – m³	17 – cm²	24 – Zoll
02 – kg	07 – l	18 – dm²	25 – mg
03 – t	08 – cm	20 – cm³	26 – 1/1000 Stück
04 – m	09 – g	22 – Satz	
05 – m²	10 – mm	23 – Paar	

Ä-Zust. mod.state	Pos. Item	Stücklisten-Nr. Liste of spare parts No. Teile-Nr. Part-No.	ETL	Menge Quantity	ME QCD	Benennung	Description	Bemerkung Remark
	033	1573449		1.0	01	DICHTUNG,FLANSCH-	FLANGE PACKING	
	034	0929151		2.0	01	PLATINE, MESZWERTSENDE R	PRINTED CIRCUIT BOARD MEASURED VALUE TRANSMITTER	
	035	1576525		8.0	01	BOLZEN,ABSTANDS-	SPACER BOLT	
A	036	0929762		1.0	01	PUFFER	BUFFER	
	036.01	1065971		1.0	01	STIFT,GEWINDE-	SET SCREW	
	036.02	1065970		2.0	01	SCHEIBE	WASHER	
	036.03	1065975		1.0	01	PUFFER	BUFFER	
	040	1065981		3.0	01	BOLZEN,ABSTANDS-	SPACER BOLT	
						*** ENDE DER LISTE ***	*** END OF THE LIST ***	

KRUPP	Benennung	Description	Ersatzteilliste Nr. List of spare parts No.	Ä-Zu. mod. state	FHG
	AUSLEGEREINHEIT _EKS 83/60GMT	JIB-UNIT	0929186-ETL	C	579
Ersatzteilliste List of spare parts (Plane of project)	-AT		Datum Date 13.03.86	Seite Page 2	

1 551 097 - 11.84